

You're in good hands

ASTAR is a Polish company founded in 1995 in Bielsko-Biała, which specialises in the production of modern physiotherapy equipment. The company is currently operating dynamically on the Polish and international markets, supplying devices to almost 70 countries.

The devices manufactured by ASTAR are not only recognised and positively reviewed by specialists, but above all, they are appreciated by thousands of physiotherapists and their patients.

The brand's extensive catalogue of devices includes equipment dedicated to 9 areas of physical therapy.

Over the years, the systematic development has become an important mission for the company. The result of continuous progress is an expanding range of solutions valued for their high quality and safety. The devices designed and manufactured by ASTAR are also distinguished by their ergonomics, intuitive and convenient operation, and impressive design adapted to modern clinics.

The important pillars of the ASTAR brand are innovation and reliability. The company successfully implements modern technologies and materials in its designs, striving to meet customer expectations. The design department regularly collaborates with the medical community and renowned universities to design devices that meet the needs of professionals.

Registered office

Świt 33 Street
43-382 Bielsko-Biała
tel. +48 33 829 24 40

export@astar.eu





Let's stay in touch

Świt 33 Street
43-382 Bielsko-Biała, Poland
tel. +48 33 829 24 40
export@astar.eu



Distributors













Technical
support

www.astar.eu
www.fizjotechnologia.com/en
www.terapiatecar.astar.pl/en



Available therapies

	Tecaris	Tecaris+	Polaris HP M HP S	Impactis M+	PhysioGo.Lite ELECTRO	PhysioGo.Lite SONO	PhysioGo.Lite COMBO	PhysioGo.Lite LASER	PhysioGo 100A 101A *	PhysioGo 200A 201A *	PhysioGo 300A 301A *	PhysioGo 400C 401 C*	PhysioGo 500 501 *	PhysioGo 600C 601 C*	PhysioGo 700C 701 C*	PhysioGo 700 701 *	PhysioMG 815	PhysioMG 825	PhysioMG 827	Lumina	Avaco
 TECAR Therapy	v	v																			
 Shockwave therapy				v																	
 High power laser therapy			v																		
 Biostimulation laser therapy			v				v					v	v	v	v	v					
 Electrotherapy					v		v		v		v		v		v	v					
 Sonotherapy						v	v			v	v			v	v	v					
 Combined therapy							v				v				v	v					
 Magnetotherapy													v			v	v	v	v		
 Infrared therapy																				v	
 Vacuum therapy																					v

Models marked with * are equipped with a battery.

Tecaris

Tecaris (TECAR therapy)	10-13
Tecaris+ (TECAR therapy)	14-19
Parameters and accessories	20-21

Polaris HP

Polaris HP M HP S (high power laser therapy biostimulation laser therapy)	24-29
Parameters and accessories	30-32

Impactis M+

Impactis M+ (shockwave therapy)	36-41
Parameters and accessories	42-43

PhysioGo.Lite

PhysioGo.Lite ELECTRO (electrotherapy)	46-47
PhysioGo.Lite SONO (sonotherapy)	48-49
PhysioGo.Lite COMBO (electrotherapy sonotherapy combined therapy)	50-51
PhysioGo.Lite LASER (biostimulation laser therapy)	54-55
Parameters and accessories	56-61

PhysioGo

PhysioGo 100A 101A* (electrotherapy)	66-67
PhysioGo 200A 201A* (sonotherapy)	68-69
PhysioGo 300A 301A* (electrotherapy sonotherapy combined therapy)	70-71
PhysioGo 400C 401C* (biostimulation laser therapy)	72-73
PhysioGo 500I 501I* (electrotherapy magnetotherapy biostimulation laser therapy)	74-77
PhysioGo 600C 601C* (sonotherapy biostimulation laser therapy)	78-79
PhysioGo 700C 701C* (electrotherapy sonotherapy combined therapy biostimulation laser therapy)	80-83
PhysioGo 700I 701I* (electrotherapy sonotherapy combined therapy magnetotherapy biostimulation laser therapy)	84-87
Parameters and accessories	90-95

PhysioMG

PhysioMG 815 (magnetotherapy)	98-99
PhysioMG 825 (magnetotherapy)	100-101
PhysioMG 827 (magnetotherapy)	102-103
Parameters and accessories	106-108

Lumina

Lumina (infrared radiation therapy)	112
Parameters and accessories	113

Avaco

Avaco (vacuum therapy)	116-117
Parameters and accessories	118

Trolleys | Bags

Versa Versa X	122-123
Transport bags	124-127

Tecaris

A modern method with comprehensive effects



Tecaris
TECAR therapy



Tecaris



Tecaris+
TECAR therapy



Tecaris



TECAR therapy is a modern method with comprehensive effects. Its use produces a range of biological and clinical effects, tailored to the needs of a wide range of patients. Depending on the level of energy delivered by the device to the patient, there are three characteristic effects of the therapy: biostimulation, vascularisation and tissue hyperactivation.



Main features

01. Operation modes

Available operation modes
CAP mode - capacitive
RES mode - resistive
IASTM mode - working with a soft tissue therapy tool

02. Precise dose adjustment

Two power level adjustment ranges:
0-30%, step 1%
0-100%, step 4%

03. Professional CAP mode

Active electrodes, designed for capacitive mode operation, are covered with special material having insulative and lossy properties, which heats up during treatments.

04. Four frequencies to choose from

Four available operating frequencies (300kHz, 500kHz, 750kHz and 1MHz) enable therapy to be adjusted accurately to the individual needs of the patient.

05. Device power

Tecaris offers active power up to 100W and apparent power up to 300VA, enabling effective therapy.

06. Available modulations

The Tecaris device offers one type of signal amplitude modulation, which allows the device's output power to be changed at specific time intervals and delivers a sufficiently high current dose with a lower thermal effect.



Capacitive electrodes

(purpose: TECAR therapy | 25, 40, 55 mm electrodes as standard)

Active capacitive electrodes (CAP) in the form of discs with diameters of 25, 40, 55 and 70 mm.

* optional 70 mm capacitive electrode



Resistive electrodes

(purpose: TECAR therapy | 25, 40, 55 mm electrodes as standard)

Active resistive electrodes (RES) in the form of discs with diameters of 25, 40, 55 and 70 mm.


* optional 70 mm resistive electrode



Convex resistive electrodes

(purpose: TECAR therapy | optional parts)

Convex electrodes with diameters of 14 and 40 mm.



Flat passive electrodes

(purpose: TECAR therapy | 32 x 23 cm electrode as standard)

Flat passive electrodes with dimensions of 24 x 16 cm and 32 x 23 cm, which, thanks to their flexibility, adapt to the patient's body during the procedure.

* optional passive electrode 24x16 cm



Active electrode applicator

(purpose: TECAR therapy | angular applicator as standard)

Ergonomic applicators to connect active electrodes, ensuring comfortable electrode handling by the therapist.

* optional straight applicator



IASTM KISS applicator

(purpose: TECAR therapy | optional part)

Applicator designed for soft tissue instrument therapy (Instrument Assisted Soft Tissue Mobilization - IASTM).



Contact band

(purpose: TECAR therapy | optional part)

The contact band is an alternative to standard resistive active electrodes, enabling therapy in hard-to-reach areas.



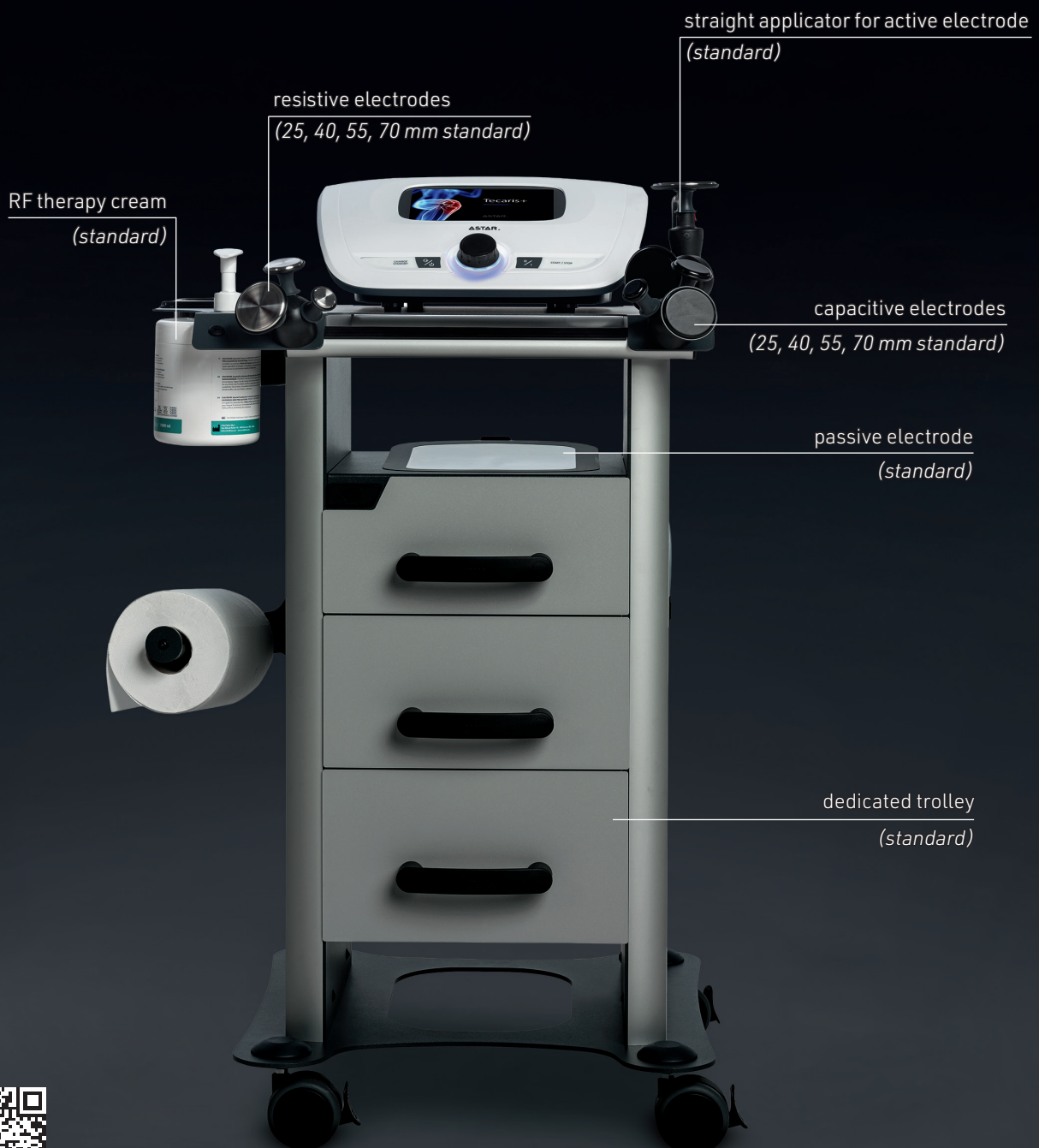
Cylindrical passive electrode

(purpose: TECAR therapy | optional part)

Passive electrode in the form of a cylindrical roller.

Tecaris+

TECAR therapy is a physical therapy method that uses radiofrequency current for therapeutic purposes. It is used to relieve pain and reduce inflammation, supports tissue regeneration and accelerates healing processes. It can be used for physiotherapy in patients in orthopaedics, neurology, rheumatology, sports medicine and aesthetic medicine, among others.



Main features

01. Operation modes

Available operation modes
CAP mode - capacitive
RES mode - resistive
IASTM mode - working with a soft tissue therapy tool
BIPOLAR mode
AUTO mode

02. Precise dose adjustment

Three power level adjustment ranges:
0-10%, step 0.5%
0-40%, step 1%
0-100%, step 4%

03. Professional CAP mode

Active electrodes, designed for capacitive mode operation, are covered with special material having insulative and lossy properties, which heats up during treatments.

04. Four frequencies to choose from

Four available operating frequencies (300kHz, 500kHz, 750kHz and 1MHz) enable therapy to be adjusted accurately to the individual needs of the patient.

05. Device power

The Tecaris+ device offers active power up to 150 W and apparent power up to 450 VA, enabling effective therapy.

06. Available modulations

The Tecaris+ device offers five types of signal amplitude modulation, which allow you to change the output power of the device in different time intervals and deliver a sufficiently high current dose with less thermal effect.

07. Treatment programs

Tecaris+ has 50 preset treatment programs.

08. Treatment sequences

The device enables operation using 101 preset treatment sequences.



Capacitive electrodes

(purpose: TECAR therapy | standard parts)

Active capacitive electrodes (CAP) in the form of discs with diameters of 25, 40, 55 and 70 mm.



Resistive electrodes

(purpose: TECAR therapy | standard parts)


Active resistive electrodes (RES) in the form of discs with diameters of 25, 40, 55 and 70 mm.



Convex resistive electrodes

(purpose: TECAR therapy | standard parts)

Convex electrodes with diameters of 14 and 40 mm.



Flat passive electrodes

(purpose: TECAR therapy | standard parts)

Flat passive electrodes with dimensions of 24 x 16 cm and 32 x 23 cm, which, thanks to their flexibility, adapt to the patient's body during the procedure.



Active electrode applicator

(purpose: TECAR therapy | standard parts)

Ergonomic applicators to connect active electrodes, ensuring comfortable electrode handling by the therapist.



IASTM KISS applicator

(purpose: TECAR therapy | standard part)

Applicator designed for soft tissue instrument therapy (Instrument Assisted Soft Tissue Mobilization - IASTM).



Tecaris+ device trolley

(purpose: TECAR therapy | standard part)

A dedicated trolley significantly increases the efficiency and comfort of the therapist's work, ensuring order and safety in the office.



Contact band

(purpose: TECAR therapy | optional part)

The contact band is an alternative to standard resistive active electrodes, enabling therapy in hard-to-reach areas.



Cylindrical passive electrode

(purpose: TECAR therapy | standard part)

Passive electrode in the form of a cylindrical roller.



Bipolar applicator for Tecaris+ device

(purpose: TECAR therapy | optional part)

Bipolar applicator dedicated to TECAR therapy using bipolar mode.

BIPOLAR* applicator

*optional part, available in the Tecaris+ device

two active electrodes



two passive electrodes



The bipolar applicator is a device dedicated for conducting TECAR therapy using the bipolar mode available in the Tecaris+ device. It is characterised by a specialised design based on two active and two passive electrode pins placed next to each other.

The bipolar applicator allows the procedure to be performed without the use of a passive electrode, while the current will flow locally between the electrode pins. It can be used for physiotherapy of patients in aesthetic medicine, for superficial tissue treatments or for scar therapy.

Parameters Tecaris | Tecaris+

LEGEND	
v	standard
-	unavailable
option	extra fee
	not applicable

Model	TECARIS	TECARIS+
GENERAL CHARACTERISTICS		
independent treatment channels	1	1
color display with touch panel	7"	7"
operation modes	manual	manual, program, anatomical
statistics of performed treatments	v	v
treatment encyclopaedia	-	v
TREATMENT PROGRAMS		
user-defined programs	-	50
TREATMENT SEQUENCES		
preset treatment sequences for TECAR therapy	-	101
user-defined sequences	-	10
GENERAL PARAMETERS		
device weight	6.5 kg	6.5 kg
dimensions	36.1 x 30.4 x 15.1 cm	36.1 x 30.4 x 15.1 cm
mains supply	230 V ± 10%, 50/60 Hz, optional: 120 V ± 6%, 50/60 Hz	230 V ± 10%, 50/60 Hz, optional: 120 V ± 6%, 50/60 Hz
maximum power consumption	300 VA	300 VA
treatment timer	1 - 60 min	1 - 60 min
TROLLEY PARAMETERS		
mains supply		100 ÷ 240 V, 50/60 Hz
heater supply		24VDC 2.62A
weight		55 kg
dimensions (WxDxH)		88.7 x 57.5 x 60.1 cm
TECAR THERAPY		
operation modes	CAP RES IASTM	CAP RES IASTM BIPOLAR AUTO
indicator of the contact level between the electrode and the patient's body	v	v
current modulations in the patient's circuit	1	5
two treatment timers (effective and total treatment time)	v	v
TECAR THERAPY PARAMETERS		
active power	100 W	150 W
passive power	300 VA	450 VA
output signal frequency	300 kHz, 500 kHz, 750 kHz, 1 MHz	300 kHz, 500 kHz, 750 kHz, 1 MHz
power level regulation ranges	0 - 30 %, step 1 % 0 - 100 %, step 4 %	0 - 10 %, step 0.5 % 0 - 40 %, step 1 % 0 - 100 %, step 4 %

Standard and optional parts Tecaris | Tecaris+

Model	TECARIS	TECARIS+
flat passive electrode, 32 x 23 cm	v	v
passive electrode cable with clamp	v	v
angular applicator for active electrode	v	v
resistive electrode, 25 mm in diameter	v	v
resistive electrode, 40 mm in diameter	v	v
resistive electrode, 55 mm in diameter	v	v
capacitive electrode, 25 mm in diameter	v	v
capacitive electrode, 40 mm in diameter	v	v
capacitive electrode, 55 mm in diameter	v	v
velcro belts 60 x 10 cm or 60 x 9 cm	v	v
velcro belts 100 x 10 cm or 100 x 9 cm	v	v
RF therapy cream	v	v
bottle dispenser	v	v
mains cable	v	v
spare fuses	v	v
touchscreen cloth	v	v
touchscreen pen	v	v
instructions for use	v	v
methodology for using the cream in RF therapy	v	v
electrical safety test report	v	v
holder for applicators	v	-
screwdriver for holder mounting	v	-
screws M3x8WP for holder mounting	v	-
tecaris+ trolley		v
flat passive electrode, 24 x 16 cm	option	v
cylindrical passive electrode	option	v
straight applicator for active electrode	option	v
convex resistive electrode, 14 mm in diameter	option	v
convex resistive electrode, 40 mm in diameter	option	v
resistive electrode, 70 mm in diameter	option	v
capacitive electrode, 70 mm in diameter	option	v
IASTM KISS applicator	option	v
IASTM applicator cable	option	v
IASTM applicator cable extension cord	option	v
velcro belts 40 x 10 cm or 40 x 9 cm	option	v
velcro belts 80 x 10 cm or 80 x 9 cm	option	v
Versa X trolley	option	-
shelf for Versa X trolley to accommodate the Tecaris device and accessories	option	-
contact band basic set	option	option
contact band complementary set	option	option
table base for Tecaris and Tecaris+ with mounting knobs	option	option
bipolar applicator	-	option

Polaris HP

Wide range of possibilities



Polaris HP M

Biostimulation laser therapy
High power laser therapy



Polaris HP S

Biostimulation laser therapy
High power laser therapy



High power and biostimulation laser therapy

Polaris HP M | HP S

Polaris HP

high power probe
(standard)



Polaris HP M



Polaris HP S

The high power laser therapy is a modern method used in physiotherapy. The therapy has analgesic and anti-inflammatory effects, accelerating tissue healing and stimulating the regeneration of damaged or irritated nerves. Furthermore, Polaris HP devices can be used in both high power laser therapy and traditional biostimulation laser therapy.

Main features

Polaris HP M

01. Wavelength

High power laser applicator emitting radiation at a single wavelength of 808 nm with a pilot beam.

02. Output power parameters

High power laser with a peak output power of up to 8 W and an average power of up to 8 W.

03. Dedicated adapters

The device is equipped with two application adapters in size of 1 and 5 cm². The DILA adapter is an additional option.

Polaris HP S

01. Wavelength


High power laser applicator emitting radiation at two wavelengths, 808 nm and 980 nm, with a pilot beam.

02. Output power parameters

High power laser with a peak output power of up to 18 W and an average power of up to 10 W (from both sources).

03. Dedicated adapters

The device is equipped with two application adapters in size of 1 and 5 cm². The DILA adapter is an additional option.





Application adapters 1 cm² and 5 cm²

(purpose: high power laser therapy | standard parts)

Adapters for high power laser applicator. The 1 cm² adapter is used to irradiate small areas, e.g. tendons, small joints, trigger points. The 5 cm² adapter is used for muscle injuries, haematomas and changes in larger joints.



DILA focusing application adapter

(purpose: high power laser therapy | optional parts)

DILA (Deep Intratissue Laser Adapter) focusing application adapter for high power laser applicator.



Point laser probe – type 80RDV3 | 400IRV3

(purpose: biostimulation laser therapy | optional parts)

Point probes emitting infrared radiation with a power of 400 mW and red radiation with a power of 80 mW.

* applicators are not included in the set and are sold separately



Cluster laser applicator – type CL1800WH

(purpose: biostimulation laser therapy | optional parts)

Cluster applicator with five red light sources with a power of 40 mW and four infrared radiation sources with a power of 400 mW.



Scanning laser applicator – type SKW2-450 with a stand

(purpose: biostimulation laser therapy | optional parts)

Scanning applicator equipped with two radiation sources: infrared with a power of 450 mW and red with a power of 100 mW.

A detailed list of standard and optional parts can be found in the table on page 32.



DILA focusing application adapter*

*optional part



DILA (Deep Intratissue Laser Adapter) focusing application adapter for the Polaris HP high power laser applicator is a specially designed optical system that produces a convergent (or focused) laser beam in the high-power applicator. Its use during the treatment allows for the compensation of power loss in surface tissues, reducing the thermal effect in the skin and subcutaneous tissue.



DILA focusing application adapter

Polaris HP

Parameters Polaris HP S | Polaris HP M

LEGEND	
v	standard
-	unavailable
option	extra fee
	not applicable

Polaris HP model	S	M
GENERAL CHARACTERISTICS		
treatment encyclopaedia	v	v
color display with touch panel	7"	7"
operation modes	manual, program	manual, program
statistics of performed treatments	v	v
TREATMENT PROGRAMS		
preset treatment programs in total	227	227
preset treatment programs for high power laser probe	50	50
preset treatment programs for laser point probe 808 nm	38	38
preset treatment programs for laser point probe 660 nm	20	20
preset treatment programs for cluster laser applicator	55	55
preset treatment programs for scanning applicator	26	26
preset Voll acupuncture programs	30	30
preset Nogier acupuncture programs	8	8
user-defined programs	250	250
TREATMENT SEQUENCES		
user-defined sequences	50	50
GENERAL PARAMETERS		
device weight	6 kg	6 kg
dimensions	36.1 x 30.4 x 15.1 cm	36.1 x 30.4 x 15.1 cm
mains supply	230 V, 50/60 Hz	230 V, 50/60 Hz
maximum power consumption	150 VA	150 VA
treatment timer	1 s - 100 min	1 s - 100 min

Polaris HP model	S	M
HIGH POWER LASER THERAPY		
continuous/ pulse/ superpulse emission	v	v
laser power regulation	v	v
duty factor regulation	v	v
possibility of automatic treatment repetition	v	v
independent parameter settings for both high power sources	v	-
preset radiation power test (high power probe)	v	v
pilot beam indicating the application site (high power probe)		
BIOSTIMULATION LASER THERAPY		
automatic laser radiation power test (scanning applicator and point probes)	v	v
automatic treatment time calculation on the basis of treatment parameters - dosage, power, duty factor, treatment area and the distance between the scanning applicator and the patient's body	v	v
three treatment area irradiation patterns in scanning applicator	v	v
standard and laser acupuncture optical fibre applicators with dedicated operating modes	v	v
pilot beam indicating the application site (scanning and cluster applicator)	v	v
LASER THERAPY PARAMETERS		
high power laser applicator		
wavelength	808 nm and 980 nm	808 nm
peak output power	max. 18 W	max. 8 W
average output power	max. 10 W	max. 8 W
frequency in pulse mode	1 – 10000 Hz	1 – 10000 Hz
duty factor in pulse mode	1 - 90%	1 - 90%
point laser probes		
red light laser point probes wavelength	660 nm	660 nm
max. power of the red light point probes	80 mW	80 mW
infrared laser point probes wavelength	808 nm	808 nm
max. power of the infrared point probes	400 mW	400 mW
radiation power	25%, 50%, 75%, 100% of rated power	25%, 50%, 75%, 100% of rated power
frequency in pulse mode	1-5000 Hz	1-5000 Hz
duty factor in pulse mode	10 – 90% and 50 µs pulse	10 – 90% and 50 µs pulse
scanning laser applicator		
wavelength	808 nm and 660 nm	808 nm and 660 nm
maximum power	450 and 100 mW	450 and 100 mW
radiation power	50%,100% of rated power	50%,100% of rated power
frequency in pulse mode	1-5000 Hz	1-5000 Hz
duty factor in pulse mode	75%	75%
cluster laser applicator		
wavelength	4 x 808 mW and 5 x 660 mW	4 x 808 mW and 5 x 660 mW
maximum power	4 x 400 mW and 5 x 40 mW	4 x 400 mW and 5 x 40 mW
radiation power	50%,100% of rated power	50%,100% of rated power
frequency in pulse mode	1-5000 Hz	1-5000 Hz
duty factor in pulse mode	10 – 90% and 50 µs pulse	10 – 90% and 50 µs pulse

Standard and optional parts

Polaris HP S | Polaris HP M

LEGEND	
v	standard
-	unavailable
option	extra fee
	not applicable

Polaris HP model	S	M
high power probe	v	v
mains cable	v	v
D00R remote interlock connector	v	v
spare fuses	v	v
protective goggles	v	v
structural holders for laser probes (metal)	v	v
grilles for structural mountings	v	v
PHP handle spacing	v	v
laser probe holder (left, right)	v	v
covers for holders	v	v
application adapter 1 cm ²	v	v
application adapter 5 cm ²	v	v
measurement adapter for HP probe	v	v
touchscreen cloth	v	v
touchscreen pen	v	v
screwdriver for mounting brackets	v	v
M3x8 WP screws	v	v
B3x12 screws	v	v
laser warning label	v	v
laser information label	v	v
instructions for use	v	v
high power laser therapy – methodological guide	v	v
instructions – ‘Packing recommendations’	v	v
electrical safety test report	v	v
scanning laser applicator – type SKW2-450 with a stand	option	option
cluster laser applicator – type CL1800WH	option	option
point laser probe – type 80RDV3	option	option
point laser probe – type 400IRV3	option	option
cluster applicator holder	option	option
DILA adapter for high power laser probe	option	option
optical fiber applicators	option	option
cluster laser applicator stand	option	option
trolleys	option	option
screwdriver	option	option
bag for the unit and additional parts	option	option



Polaris HP

Impactis M+

Advanced therapy supporting the treatment
of chronic pain



Impactis M+

Shockwave therapy



Impactis M+

Impactis M+

shockwave applicator
(standard)



The shockwave therapy is one of the methods used to treat musculoskeletal disorders. The Impactis M+ device allows you to treat changes in tendons, ligaments, muscles and bones, supporting therapy in orthopaedics, rehabilitation, sports medicine, and, with the use of a specially dedicated transmitter, also in aesthetic medicine.

Main features

01. Advanced technology

The 7 touch screen with an illustrated treatment encyclopaedia and 44 therapeutic programs makes the device easy to use, even for beginners.

02. Easy transportation

The compact dimensions and low weight make Impactis M+ the ideal tool for physiotherapists who perform treatments in multiple medical facilities or are actively involved in sports medicine.

Impactis M+

03. Durability

The lifespan of the ballistic system and transmitters is up to 2 million shocks.

04. Easy maintenance

Replacement of wear parts without the need to call a service technician – saving time and money.

05. Wide range of applications

From orthopaedic rehabilitation and sports medicine to aesthetic medicine – one device for many specialisations.

06. Adaptation to needs

Four pulse emission modes (single, continuous, burst, interval) ensure exact therapy adjustment.

07. Operation modes

Available operation modes

- manual,
- program,
- anatomical.

08. Pressure range

The Impactis M+ device has a compressor pressure of 1–5 bar.



Steel transmitters

(purpose: shock wave therapy | standard transmitters 10, 15, 20 mm)

Transmitters with diameters of 10, 15, and 20 mm, as well as a transmitter dedicated to aesthetic medicine with a diameter of 35 mm.

*optional transmitter 35 mm



Titanium transmitters

(purpose: shock wave therapy | standard transmitter 15 mm)

Titanium transducers for sports medicine with diameters of 10, 15 and 20 mm*.

*optional 10 and 20 mm transmitters



Shock wave applicator

(purpose: shock wave therapy | standard part)

Ergonomic applicator with vibration damping system increases working comfort, even during long therapy sessions.

A detailed list of standard and optional parts can be found in the table on page 43.



Impacttis M+

Steel transmitter 35 mm - for aesthetic medicine

Impactis M+

*optional part



The 35 mm steel transmitter has been specially designed for treating larger areas. It is used, for example, in treatments to reduce female-pattern lipodystrophy.

Steel transmitter 35 mm

Impactis M+



Impactis M+ parameters

LEGEND	
v	standard
-	unavailable
option	extra fee
	not applicable

Model

IMPACTIS M+

GENERAL CHARACTERISTICS

operation modes	manual, program, anatomical
statistics of performed treatments	v
treatment encyclopaedia	v
color display with touch panel	7"

TREATMENT PROGRAMS

preset treatment programs in total	44
user-defined programs	50

GENERAL PARAMETERS

dimensions	36.1 x 30.4 x 15.1 cm
device weight	7 kg
shock wave applicator weight	1 kg
mains supply	100 - 240 V, 50/60 Hz
mains supply sterownika	24 VDC 6.25 A

SHOCKWAVE THERAPY

shockwave emission modes	single, continuous, burst, interval
constant monitoring of the wear of the projectile system and transmitters	v
ergonomically shaped applicator to improve grip comfort	v
applicator with integrated spring shock absorber	v

SHOCKWAVE PARAMETERS

compressor pressure	1 - 5 bar
emission frequency of impulses (shocks)	1 - 25 Hz
shock number range	1 - 10000
lifetime of slide shaft chamber	2 000 000 shocks
transmitter lifetime	2 000 000 shocks

SHOCKWAVE PARAMETERS (MAXIMUM OPERATING PRESSURE)

energy density, TR10 steel transmitter	0.38 mJ/mm ²
energy density, TR15 steel transmitter	0.64 mJ/mm ²
energy density, TR20 steel transmitter	0.82 mJ/mm ²
energy density, TR35 steel transmitter	0.95 mJ/mm ²
energy density, TR10-Ti titanium transmitter	0.38 mJ/mm ²
energy density, TR15-Ti titanium transmitter	0.53 mJ/mm ²
energy density, TR20-Ti titanium transmitter	0.82 mJ/mm ²
positive pressure	max. 13.1 MPa
negative pressure	max. - 11.3 MPa

Standard and optional parts Impacttis M+

Model	IMPACTIS M+
switch mode power supply	v
mains cable	v
shockwave applicator	v
repair kit key	v
steel transmitter 10 mm with O-rings 12x3, 8 x 3 and dedicated cap	v
steel transmitter 15 mm with O-rings 12x3, 13 x 3 and dedicated cap	v
steel transmitter 20 mm with O-rings 12x3, elastomer spring and dedicated cap	v
titanium transmitter 15 mm supplied with 12x3 and 13x3 O-rings and a dedicated cap	v
spare fuses	v
applicator holder	v
screwdriver for holder mounting	v
touchscreen cloth	v
touchscreen pen	v
straight brush	v
round brush	v
instructions for use	v
round annex to the instructions for use – cleaning and maintenance	v
electrical safety test report	v
ultrasound gel 500g	v
repair kit for shockwave applicator	option
applicator cleaning kit	option
steel transmitter 35 mm with O-rings 12x3, elastomer spring and dedicated cap	option
titanium transmitter 10 mm supplied with 12x3 and 13x3 O-rings and a dedicated cap	option
titanium transmitter 20 mm supplied with 12x3 and 13x3 O-rings and a dedicated cap	option
Versa X trolley	option
hearing protector	option
bag for the unit and additional parts	option

PhysioGo.Lite

Basic physiotherapy right at your fingertips



PhysioGo.Lite ELECTRO

Electrotherapy



PhysioGo.Lite SONO

Sonotherapy
availability of LIPUS therapy



PhysioGo.Lite COMBO

Electrotherapy
Sonotherapy
availability of LIPUS therapy
Combined therapy



PhysioGo.Lite LASER

Biostimulation laser therapy



PhysioGo.Lite ELECTRO

PhysioGo.Lite




The beneficial effects of electric current in physiotherapy have been used for many years. The electrotherapy is used to treat or relieve the effects of diseases and injuries in the muscular, nervous, circulatory and lymphatic systems. The PhysioGo.Lite Electro device generates various current waveforms, allowing it to achieve a variety of biological and clinical effects in the tissues to be treated.



Electrodes

(purpose: electrotherapy | standard part)

Reusable electrodes available in the following sizes: 6 x 6 cm and 7.5 cm.



Viscose pads

(purpose: electrotherapy | standard part)

Viscose pads intended for silicone-carbon electrodes.



Patient's cables

(purpose: electrotherapy | standard part)

Patient's cables for electrotherapy (channels A and B), 2 m long.



Self-adhesive electrodes

(purpose: electrotherapy | optional part)

Self-adhesive electrodes with high-quality conductive gel. Available in sizes 5 x 5 cm or 5 x 10 cm.

To connect the electrodes to an ASTAR device, an additional adapter is needed.

Sonotherapy with LIPUS therapy available

PhysioGo.Lite SONO

PhysioGo.Lite



ultrasound therapy head type GU-5
(option)

hands-free SNG ultrasound therapy head
(option)



Sonotherapy is widely used in the treatment of pain. PhysioGo.Lite Sono is a device that enables effective ultrasound therapy using traditional and hands-free heads. The device enables not only classic ultrasound therapy treatments, but also LIPUS (Low Intensity Pulsed Ultrasound) therapy.



Ultrasound therapy head – type GU-5 | GU-1

(purpose: sonotherapy | optional part)

The heads with a surface area of 1 or 5 cm² are used in classic sonotherapy, LIPUS treatment, combination therapy and phonophoresis.

* ultrasound heads are not included in the set and are sold separately.



Hands-free SNG ultrasound therapy head

(purpose: sonotherapy | optional part)

Hands-free accessory with a large contact surface (17.3 cm² or 34.5 cm²), used in classic ultrasound therapy, phonophoresis, and LIPUS therapy.

PhysioGo.Lite COMBO

PhysioGo.Lite




The PhysioGo.Lite Combo multifunctional device combines three therapies in one device. It has three independent treatment channels, which enable two-channel electrotherapy and single-channel ultrasound therapy.



Electrodes

(purpose: electrotherapy | standard part)

Reusable electrodes available in the following sizes: 6 x 6 cm and 7.5 cm.



Viscose pads

(purpose: electrotherapy | standard part)

Viscose pads intended for silicone-carbon electrodes.



Patient's cables

(purpose: electrotherapy | standard part)

Patient's cables for electrotherapy (channels A and B), 2 m long.



Self-adhesive electrodes

(purpose: electrotherapy | optional part)

Self-adhesive electrodes with high-quality conductive gel. Available in sizes 5 x 5 cm or 5 x 10 cm.

To connect the electrodes to an ASTAR device, an additional adapter is needed.



Ultrasound therapy head – type GU-5 | GU-1

(purpose: sonotherapy | optional part)

The heads with a surface area of 1 or 5 cm² are used in classic sonotherapy, LIPUS treatment, combination therapy and phonophoresis.

* ultrasound heads are not included in the set and are sold separately.



Hands-free SNG ultrasound therapy head

(purpose: sonotherapy | optional part)

Hands-free accessory with a large contact surface (17.3 cm² or 34.5 cm²); used in classic ultrasound therapy, phonophoresis, and LIPUS therapy.

A detailed list of standard and optional parts can be found in the table on pages 60-61.

SnG hands-free ultrasound head*

*optional part

PhysioGo.Lite



The SnG hands-free head is an accessory used in classic ultrasound therapy, phonophoresis, and LIPUS therapy. The head with a surface area of 17.3 cm^2 can operate in both single and dual transducer modes. Additionally, it is possible to use two SnG heads simultaneously, which allows for a total front surface area of up to 34.5 cm^2 .

SnG hands-free ultrasound head

PhysioGo.Lite

PhysioGo.Lite LASER

cluster laser applicator - type CL1800WH
(option)

PhysioGo.Lite



point laser probe - type 400IRV3
(option)



PhysioGo.Lite Laser is an ergonomic device for biostimulation laser therapy, supporting the treatment of conditions in the fields of orthopaedics, rheumatology, sports medicine and aesthetic medicine, among others.



Point laser probe – type 80RDV3 | 400IRV3

(purpose: biostimulation laser therapy | optional parts)

Point probes emitting infrared radiation with a power of 400 mW and red radiation with a power of 80 mW.

* applicators are not included in the set and are sold separately.



Cluster laser applicator - type CL1800WH

(purpose: biostimulation laser therapy | optional parts)

Cluster applicator with five red light sources with a power of 40 mW and four infrared radiation sources with a power of 400 mW.



Scanning laser applicator – type SKW2-450 with a stand

(purpose: biostimulation laser therapy | optional parts)

Scanning applicator equipped with two radiation sources: infrared with a power of 450 mW and red with a power of 100 mW.



Optical fiber applicators

(purpose: biostimulation laser therapy | optional parts)

Optical fiber applicators are ideal for treatments on areas of the body that are difficult to reach with point laser probes. Standard straight and angled rods, as well as a narrowed angled rod for laser acupuncture with fiber holders, are available.

* optical fiber applicators are not included in the set and are sold separately.

PhysioGo parameters.Lite

LEGEND	
v	standard
-	unavailable
option	extra fee
	not applicable

PhysioGo model.Lite	ELECTRO	SONO	LASER	COMBO
FIELD				
electrotherapy	v			v
ultrasound therapy		v		v
combined therapy				v
biostimulation laser therapy			v	
GENERAL CHARACTERISTICS				
treatment encyclopaedia	v	v	v	v
color display with touch panel	5"	5"	5"	5"
independent treatment channels	2	1	1	3
operation modes	manual program	manual program	manual program	manual program
statistics of performed treatments	v	v	v	v
TREATMENT PROGRAMS				
preset treatment programs in total	71	156	175	304
preset treatment programs for electrotherapy	71			71
preset treatment programs for combines therapy				77
preset treatment programs for GU-1 ultrasound head		7		7
preset treatment programs for GU-5 ultrasound head		52		52
preset treatment programs for SnG ultrasound head (single-transducer mode)		4		4
preset treatment programs for SnG ultrasound head (dual-transducer mode)		69		69
preset treatment programs for SnG ultrasound head (quadruple-transducer mode)		24		24
preset treatment programs for laser point probe 808 nm			39	
preset treatment programs for laser point probe 660 nm			18	
preset treatment programs for cluster laser applicator			54	
preset treatment programs for scanning applicator			26	
preset Nogier acupuncture programs			8	
preset Voll acupuncture programs			30	
user-defined programs	50	150	200	200
TREATMENT SEQUENCES				
preset treatment sequences for electrotherapy	44			44
user-defined sequences	10			10
GENERAL PARAMETERS				
dimensions	25 x 27 x 16.5 cm	25 x 27 x 16.5 cm	25 x 27 x 16.5 cm	25 x 27 x 16.5 cm
device weight	3 kg	3 kg	3 kg	3 kg
mains supply	100 - 240 V, 50/60 Hz	100 - 240 V, 50/60 Hz	100 - 240 V, 50/60 Hz	100 - 240 V, 50/60 Hz

PhysioGo model.Lite	ELECTRO	SONO	LASER	COMBO
ELECTRODIAGNOSTICS				
electrodiagnostics with graphical presentation of the I/t curve	v			v
automatically calculated rheobase, chronaxie, accommodation factor and quotient	v			v
ELECTROTHERAPY				
operation in CC (constant current) or CV (constant voltage) mode	v			v
complete galvanic insulation between the channels in each mode	v			v
intensity in patient circuit can be adjusted for both channels simultaneously or separately	v			v
electrode test	v			v
CURRENTS AND METHODS				
max. voltage in patient's circuit (CV mode)				
interferential (dynamic, isoplanar)	100 V			100 V
single-channel AMF	100 V			100 V
Kotz / Russian stimulation	100 V			100 V
TENS (symmetric, asymmetric, alternating, burst)	140 V			140 V
TENS for spastic paralysis	140 V			140 V
tonolysis	100 V			100 V
galvanic	-			-
pulsed (rectangular, triangular)	100 V			100 V
pulsed (Träbert's, Leduc's, neofaradic)	100 V			100 V
diadynamic currents (MF, DF, CP, CP-ISO, LP, RS, MM)	-			-
bipolar sine surge	100 V			100 V
unipolar sine surge	100 V			100 V
microcurrents	-			-
medium frequency MF currents	100 V			100 V
IG pulses	100 V			100 V
EMS	140 V			140 V
H-waves	140 V			140 V
exponential pulses	100 V			100 V
Hufschmidt stimulation	100 V			100 V
max. current in patient's circuit (CC mode)				
interferential (dynamic, isoplanar)	140 mA			140 mA
single-channel AMF	140 mA			140 mA
Kotz / Russian stimulation	140 mA			140 mA
TENS (symmetric, asymmetric, alternating, burst)	140 mA			140 mA
TENS for spastic paralysis	140 mA			140 mA
tonolysis	140 mA			140 mA
galvanic	80 mA			80 mA
pulsed (rectangular, triangular)	140 mA			140 mA
pulsed (Träbert's, Leduc's, neofaradic)	140 mA			140 mA
diadynamic currents (MF, DF, CP, CP-ISO, LP, RS, MM)	70 mA			70 mA
bipolar sine surge	100 mA			100 mA
unipolar sine surge	30 mA			30 mA
microcurrents	1000 uA			1000 uA
medium frequency MF currents	140 mA			140 mA
IG pulses	80 mA			80 mA
EMS	140 mA			140 mA
H-waves	140 mA			140 mA
exponential pulses	140 mA			140 mA
Hufschmidt stimulation	100 mA			100 mA

PhysioGo parameters.Lite

LEGEND	
v	standard
-	unavailable
option	extra fee
	not applicable

PhysioGo model.Lite	ELECTRO	SONO	LASER	COMBO
Ultrasound therapy				
availability of LIPUS therapy		v		v
water-resistant ultrasound heads (IPX7)		v		v
continuous/ pulse emission		v		v
ultrasound head temperature control		v		v
ultrasound head contact control (effective treatment time measured)		v		v
ultrasound head sensitivity calibration		v		v

STANDARD ULTRASOUND THERAPY PARAMETERS

max ultrasound intensity: continuous/pulsed mode		2/3 W/cm ²		2/3 W/cm ²
treatment timer		30 s - 30 min		30 s - 30 min

standard ultrasound heads

operation frequency		1 and 3 MHz		1 and 3 MHz
total area of the head front		1 cm ² i 5 cm ²		1 cm ² i 5 cm ²
frequency in pulse mode		10 Hz - 150 HzHz with variable step / LIPUS 1 kHz		10 Hz - 150 HzHz with variable step / LIPUS 1 kHz
duty factor in pulse mode		5 - 75 %, step 5% - pulse mode / LIPUS 20% / cont - 100 %		5 - 75 %, step 5% - pulse mode / LIPUS 20% / cont - 100 %

SnG heads - operation in single-transducer mode

operation frequency		1 and 3 MHz		1 and 3 MHz
total area of the head front		17.3 cm ²		17.3 cm ²
frequency in pulse mode		10 Hz - 150 HzHz with variable step / LIPUS 1 kHz		10 Hz - 150 HzHz with variable step / LIPUS 1 kHz
duty factor in pulse mode		10 - 60 %, cycle 5s - 5s (increase-decrease) / LIPUS 20%		10 - 60 %, cycle 5s - 5s (increase-decrease) / LIPUS 20%

SnG heads - operation in dual-transducer mode

operation frequency		1 and 3 MHz		1 and 3 MHz
total area of the head front		17.3 cm ²		17.3 cm ²
frequency in pulse mode		10 Hz - 150 Hz with variable step		10 Hz - 150 Hz with variable step
duty factor in pulse mode		10-60%, 20-80%, 50-80%, 80-100%, cycle 0.5s - 0.5s (increase-decrease)		10-60%, 20-80%, 50-80%, 80-100%, cycle 0.5s - 0.5s (increase-decrease)

SnG heads - operation in quadruple-transducer mode

operation frequency		1 and 3 MHz		1 and 3 MHz
total area of the head front		34.6 cm ²		34.6 cm ²
frequency in pulse mode		10 Hz - 150 Hz with variable step		10 Hz - 150 Hz with variable step
duty factor in pulse mode		10-60%, 20-80%, 50-80%, 80-100%, cycle 0.5s - 0.5s (increase-decrease)		10-60%, 20-80%, 50-80%, 80-100%, cycle 0.5s - 0.5s (increase-decrease)

PhysioGo model.Lite	ELECTRO	SONO	LASER	COMBO
CURRENTS IN COMBINED THERAPY				
single-channel AMF				v
TENS pulse currents				v
medium frequency currents				v
EMS				v
Kotz / Russian stimulation				v
BIOSTIMULATION LASER THERAPY				
continuous/ pulse emission			v	
laser power regulation			v	
duty factor regulation			v	
possibility of automatic treatment repetition			v	
automatic laser radiation power test (scanning applicator and point probes)			v	
automatic treatment time calculation on the basis of treatment parameters -dosage, power, duty factor, treatment area and the distance between the scanning applicator and the patient's body			v	
three treatment area irradiation patterns in scanning applicator			v	
standard and laser acupuncture optical fibre applicators with dedicated operating modes			v	
pilot beam indicating the application site (scanning and cluster applicator)			v	
LASER THERAPY PARAMETERS				
laser device class			3B	
treatment timer			1 s - 100 min	
point laser probes				
red light laser point probes wavelength			660 nm	
max. power of the red light point probes			80 mW	
infrared laser point probes wavelength			808 nm	
max. power of the infrared point probes			400 mW	
radiation power			25 %, 50 %, 75 %, 100 % of rated power	
frequency in pulse mode			1-5000 Hz	
duty factor in pulse mode			10 - 90 % and 50 µs pulse	
scanning laser applicator				
wavelength			808 nm and 660 nm	
maximum power			450 and 100 mW	
radiation power			50 %, 100 % of rated power	
frequency in pulse mode			1-5000 Hz	
duty factor in pulse mode			75 %	
cluster laser applicator				
wavelength			4 x 808 nm 5 x 660 nm	
maximum power			4 x 400 mW 5 x 40 mW	
radiation power			50 %, 100 % of rated power	
frequency in pulse mode			1-5000 Hz	
duty factor in pulse mode			10 - 90 %	

Standard and optional parts

PhysioGo. Lite

LEGEND	
v	standard
-	unavailable
option	extra fee
	not applicable

PhysioGo model.Lite	ELECTRO	SONO	LASER	COMBO
switch mode power supply	v	v	v	v
instructions for use	v	v	v	v
electrical safety test report	v	v	v	v
spare fuses	v	v	v	v
touchscreen pen	v	v	v	v
touchscreen cloth	v	v	v	v
mains cable	v	-	v	-
mains cable with filter	-	v	-	v
M3x16DK screw	-	v	v	v
masking covers with cutout	-	v	v	v
trolleys	option	option	option	option
screwdriver	-	option	option	-
bag for the unit and additional parts	option	option	option	option
battery	option	option	option	option

electrotherapy accessories

PhysioGo.Lite electrotherapy leaflet	v			v
patient's cables	v			v
electrode 6 x 6 cm	v			v
electrode 7,5 x 9 cm	v			v
viscose pads 8 x 8 cm for 6 x 6 cm electrode	v			v
viscose pads 10 x 10 cm for 7,5 x 9cm electrode	v			v
velcro belts 100 x 10 cm or 100 x 9 cm	v			v
velcro belts 40 x 10 cm or 40 x 9 cm	v			v
velcro belts 80 x 10 cm or 80 x 9 cm	option			option
velcro belts 60 x 10 cm or 60 x 9 cm	option			option
point electrodes 6, 10, 15, 20 mm	option			option
self-adhesive electrodes	option			option
crocodile clips	option			option

sonotherapy accessories

ultrasound gel 500g		v		v
ultrasound therapy head - type GU-5		option		option
ultrasound therapy head - type GU-1		option		option
ultrasound head holder		option		option
hands-free SNG ultrasound therapy head		option		option
SnG ultrasound head holder		option		option

PhysioGo model.Lite	ELECTRO	SONO	LASER	COMBO
biostimulation laser therapy accessories				
laser warning label			v	
laser information label			v	
integrated remote interlock connector/ emergency laser stop connector			v	
scanning laser applicator – type SKW2-450 with a stand			option	
cluster laser applicator – type CL1800WH			option	
point laser probe – type 80RDV3			option	
point laser probe – type 400IRV3			option	
cluster applicator holder			option	
laser probe holder			option	
optical fiber applicators			option	
protective goggles			option	
emergency laser stop			option	

PhysioGo

Multifunctional physiotherapy for demanding users



PhysioGo 100 A | 101A

Electrotherapy



PhysioGo 100A



PhysioGo 101A



PhysioGo 200 A | 201A

Sonotherapy



PhysioGo 200A



PhysioGo 201A



PhysioGo 300 A | 301A

Electrotherapy
Sonotherapy
Combined therapy



PhysioGo 300A



PhysioGo 301A



PhysioGo 400 C | 401C

Biostimulation laser therapy



PhysioGo 400C



PhysioGo 401C



PhysioGo 500I | 501I

Electrotherapy
Biostimulation laser therapy
Magnetotherapy



PhysioGo 500I



PhysioGo 501I



PhysioGo 600C | 601C

Sonotherapy
Biostimulation laser therapy



PhysioGo 600C



PhysioGo 601C



PhysioGo 700C | 701C

Electrotherapy
Sonotherapy
Combined therapy
Biostimulation laser therapy



PhysioGo 700C



PhysioGo 701C



PhysioGo 700I | 701I

Electrotherapy
Sonotherapy
Combined therapy
Biostimulation laser therapy
Magnetotherapy



PhysioGo 700I



PhysioGo 701I



PhysioGo 100A | 101A*

PhysioGo



PhysioGo 100A



PhysioGo 101A

Electrotherapy devices with two independent treatment channels, the PhysioGo 100A and PhysioGo 101A, enable electrodiagnostics using the I/t curve or treatment with one of the available currents.


* Model equipped with a battery.



Electrodes

(purpose: electrotherapy | standard part)

Reusable electrodes available in the following sizes: 6 x 6 cm and 7.5 cm.



Viscose pads

(purpose: electrotherapy | standard part)

Viscose pads intended for silicone-carbon electrodes.



Patient's cables

(purpose: electrotherapy | standard part)

Patient's cables for electrotherapy (channels A and B), 2 m long.



Self-adhesive electrodes

(purpose: electrotherapy | optional part)

Self-adhesive electrodes with high-quality conductive gel. Available in sizes 5 x 5 cm or 5 x 10 cm. To connect the electrodes to an ASTAR device, an additional adapter is needed.

PhysioGo 200A | 201A*

ultrasound therapy head – type GSW-4/1

(option)



ultrasound therapy head – type GSW-1/1

(option)



PhysioGo 200A



PhysioGo 201A

The PhysioGo 200A and PhysioGo 201A are modern, single-channel ultrasound therapy devices. The devices are equipped with a socket allowing connection of an electrostimulator to perform combined therapy treatment.

* Model equipped with a battery.



Ultrasound therapy head – type GSW-1/1 | GSW-4/1

(purpose: sonotherapy | optional part)

Ultrasound heads with an effective radiation area of 1 cm² and 4 cm², operating at a frequency of 1 MHz or 3.5 MHz.

* ultrasound heads are not included in the set and are sold separately.

PhysioGo 300A | 301A*



PhysioGo 300A



PhysioGo 301A

The PhysioGo 300A and PhysioGo 301A devices offer a wide range of possibilities and are equipped with three therapy channels. They are intended for performing electrotherapy, ultrasound therapy, and combined therapy treatments.


* Model equipped with a battery.



Electrodes

(purpose: electrotherapy | standard part)

Reusable electrodes available in the following sizes: 6 x 6 cm and 7.5 cm.



Viscose pads

(purpose: electrotherapy | standard part)

Viscose pads intended for silicone-carbon electrodes.



Patient's cables

(purpose: electrotherapy | standard part)

Patient's cables for electrotherapy (channels A and B), 2 m long.



Self-adhesive electrodes

(purpose: electrotherapy | optional part)

Self-adhesive electrodes with high-quality conductive gel. Available in sizes 5 x 5 cm or 5 x 10 cm.

To connect the electrodes to an ASTAR device, an additional adapter is needed.



Ultrasound therapy head – type GSW-1/1 | GSW-4/1

(purpose: sonotherapy | optional part)

Ultrasound heads with an effective radiation area of 1 cm² and 4 cm², operating at a frequency of 1 MHz or 3.5 MHz.

* ultrasound heads are not included in the set and are sold separately.

PhysioGo 400C | 401C*



PhysioGo 400C



PhysioGo 401C

The PhysioGo 400C and PhysioGo 401C are devices intended for carrying out treatment procedures using laser radiation within the visible (for wavelength 660 nm) and invisible range (for wavelength 808 nm). They are equipped with three independent treatment channels.

* Model equipped with a battery.



Point laser probe – type 80RDV3 | 400IRV3

(purpose: biostimulation laser therapy | optional parts)

Point probes emitting infrared radiation with a power of 400 mW and red radiation with a power of 80 mW.

* applicators are not included in the set and are sold separately



Cluster laser applicator - type CL1800WH

(purpose: biostimulation laser therapy | optional parts)

Cluster applicator with five red light sources with a power of 40 mW and four infrared radiation sources with a power of 400 mW.



Scanning laser applicator – type SKW2-450 with a stand

(purpose: biostimulation laser therapy | optional parts)

Scanning applicator equipped with two radiation sources: infrared with a power of 450 mW and red with a power of 100 mW.



Optical fiber applicators

(purpose: biostimulation laser therapy | optional parts)

Optical fiber applicators are ideal for treatments on areas of the body that are difficult to reach with point laser probes. Standard straight and angled rods, as well as a narrowed angled rod for laser acupuncture with fiber holders, are available.

* optical fiber applicators are not included in the set and are sold separately.

PhysioGo 500I | 501I*



PhysioGo 500I



PhysioGo 501I

Multifunctional units PhysioGo 500I and PhysioGo 501I are therapeutic devices intended for carrying out treatment procedures using electrotherapy, laser therapy and magnetotherapy. They are equipped with two independent treatment channels.


* Model equipped with a battery.



Electrodes

(purpose: electrotherapy | standard part)

Reusable electrodes available in the following sizes: 6 x 6 cm and 7.5 cm.



Viscose pads

(purpose: electrotherapy | standard part)

Viscose pads intended for silicone-carbon electrodes.



Patient's cables

(purpose: electrotherapy | standard part)

Patient's cables for electrotherapy (channels A and B), 2 m long.



Self-adhesive electrodes

(purpose: electrotherapy | optional part)

Self-adhesive electrodes with high-quality conductive gel. Available in sizes 5 x 5 cm or 5 x 10 cm. To connect the electrodes to an ASTAR device, an additional adapter is needed.



Magnetic field applicator – type CPE1 and CPE2

(purpose: magnetotherapy | optional part)

CPE magnetic field applicators can operate in single or dual configuration.

* magnetic field applicators are not included in the set and are sold separately.



Point laser probe – type 80RDV3 | 400IRV3

(purpose: biostimulation laser therapy | optional parts)

Point probes emitting infrared radiation with a power of 400 mW and red radiation with a power of 80 mW.

* applicators are not included in the set and are sold separately



Cluster laser applicator - type CL1800WH

(purpose: biostimulation laser therapy | optional parts)

Cluster applicator with five red light sources with a power of 40 mW and four infrared radiation sources with a power of 400 mW.



Scanning laser applicator – type SKW2-450 with a stand

(purpose: biostimulation laser therapy | optional parts)

Scanning applicator equipped with two radiation sources: infrared with a power of 450 mW and red with a power of 100 mW.



Optical fiber applicators

(purpose: biostimulation laser therapy | optional parts)

Optical fiber applicators are ideal for treatments on areas of the body that are difficult to reach with point laser probes. Standard straight and angled rods, as well as a narrowed angled rod for laser acupuncture with fiber holders, are available.

* optical fiber applicators are not included in the set and are sold separately.

A detailed list of standard and optional parts can be found in the table on pages 94-95.



PhysioGo 600C | 601C*

ultrasound therapy head – type GSW-4/1

(option)

cluster laser applicator – type CL1800WH

(option)



point laser probe – type 400IRV3

(option)



PhysioGo 600C



PhysioGo 601C

The PhysioGo 600C and PhysioGo 601C are devices intended for ultrasound and laser therapy. The devices have two fully independent treatment channels, allowing two treatments to be performed simultaneously.

* Model equipped with a battery.



Point laser probe – type 80RDV3 | 400IRV3

(purpose: biostimulation laser therapy | optional parts)

Point probes emitting infrared radiation with a power of 400 mW and red radiation with a power of 80 mW.

* applicators are not included in the set and are sold separately



Cluster laser applicator - type CL1800WH

(purpose: biostimulation laser therapy | optional parts)

Cluster applicator with five red light sources with a power of 40 mW and four infrared radiation sources with a power of 400 mW.



Scanning laser applicator – type SKW2-450 with a stand

(purpose: biostimulation laser therapy | optional parts)

Scanning applicator equipped with two radiation sources: infrared with a power of 450 mW and red with a power of 100 mW.



Optical fiber applicators

(purpose: biostimulation laser therapy | optional parts)

Optical fiber applicators are ideal for treatments on areas of the body that are difficult to reach with point laser probes. Standard straight and angled rods, as well as a narrowed angled rod for laser acupuncture with fiber holders, are available.

* optical fiber applicators are not included in the set and are sold separately.



Ultrasound therapy head – type GSW-1/1 | GSW-4/1

(purpose: sonotherapy | optional part)

Ultrasound heads with an effective radiation area of 1 cm² and 4 cm², operating at a frequency of 1 MHz or 3.5 MHz.

* ultrasound heads are not included in the set and are sold separately.

A detailed list of standard and optional parts can be found in the table on pages 94-95.

PhysioGo 700C | 701C*



PhysioGo 700C



PhysioGo 701C

The modern PhysioGo 700C and PhysioGo 701C devices are effective in the rehabilitation of patients suffering from neuromuscular disorders, as well as in sports medicine. They are equipped with three independent treatment channels for electrotherapy, ultrasound therapy, combined therapy, and laser therapy.


* Model equipped with a battery.



Electrodes

(purpose: electrotherapy | standard part)

Reusable electrodes available in the following sizes: 6 x 6 cm and 7.5 cm.



Viscose pads

(purpose: electrotherapy | standard part)

Viscose pads intended for silicone-carbon electrodes.



Patient's cables

(purpose: electrotherapy | standard part)

Patient's cables for electrotherapy (channels A and B), 2 m long.



Self-adhesive electrodes

(purpose: electrotherapy | optional part)

Self-adhesive electrodes with high-quality conductive gel. Available in sizes 5 x 5 cm or 5 x 10 cm. To connect the electrodes to an ASTAR device, an additional adapter is needed.



Ultrasound therapy head – type GSW-1/1 | GSW-4/1

(purpose: sonotherapy | optional part)

Ultrasound heads with an effective radiation area of 1 cm² and 4 cm², operating at a frequency of 1 MHz or 3.5 MHz.

* ultrasound heads are not included in the set and are sold separately.



Point laser probe – type 80RDV3 | 400IRV3

(purpose: biostimulation laser therapy | optional parts)

Point probes emitting infrared radiation with a power of 400 mW and red radiation with a power of 80 mW.

* applicators are not included in the set and are sold separately



Cluster laser applicator - type CL1800WH

(purpose: biostimulation laser therapy | optional parts)

Cluster applicator with five red light sources with a power of 40 mW and four infrared radiation sources with a power of 400 mW.



Scanning laser applicator – type SKW2-450 with a stand

(purpose: biostimulation laser therapy | optional parts)

Scanning applicator equipped with two radiation sources: infrared with a power of 450 mW and red with a power of 100 mW.



Optical fiber applicators

(purpose: biostimulation laser therapy | optional parts)

Optical fiber applicators are ideal for treatments on areas of the body that are difficult to reach with point laser probes. Standard straight and angled rods, as well as a narrowed angled rod for laser acupuncture with fiber holders, are available.

* optical fiber applicators are not included in the set and are sold separately.

A detailed list of standard and optional parts can be found in the table on pages 94-95.



PhysioGo 700I | 701I*



PhysioGo 700I



PhysioGo 701I

Devices with three independent channels, offering a wide range of therapeutic applications. Depending on the configuration, each device enables treatments in as many as five available therapies: electrotherapy, ultrasound therapy, combined therapy, laser therapy, and magnetotherapy.


* Model equipped with a battery.



Electrodes

(purpose: electrotherapy | standard part)

Reusable electrodes available in the following sizes: 6 x 6 cm and 7.5 cm.



Viscose pads

(purpose: electrotherapy | standard part)

Viscose pads intended for silicone-carbon electrodes.



Patient's cables

(purpose: electrotherapy | standard part)

Patient's cables for electrotherapy (channels A and B), 2 m long.



Self-adhesive electrodes

(purpose: electrotherapy | optional part)

Self-adhesive electrodes with high-quality conductive gel. Available in sizes 5 x 5 cm or 5 x 10 cm. To connect the electrodes to an ASTAR device, an additional adapter is needed.



Ultrasound therapy head – type GSW-1/1 | GSW-4/1

(purpose: sonotherapy | optional part)

Ultrasound heads with an effective radiation area of 1 cm² and 4 cm², operating at a frequency of 1 MHz or 3.5 MHz.

* ultrasound heads are not included in the set and are sold separately.



Point laser probe – type 80RDV3 | 400IRV3

(purpose: biostimulation laser therapy | optional parts)

Point probes emitting infrared radiation with a power of 400 mW and red radiation with a power of 80 mW.

* applicators are not included in the set and are sold separately



Cluster laser applicator - type CL1800WH

(purpose: biostimulation laser therapy | optional parts)

Cluster applicator with five red light sources with a power of 40 mW and four infrared radiation sources with a power of 400 mW.



Scanning laser applicator – type SKW2-450 with a stand

(purpose: biostimulation laser therapy | optional parts)

Scanning applicator equipped with two radiation sources: infrared with a power of 450 mW and red with a power of 100 mW.



Optical fiber applicators

(purpose: biostimulation laser therapy | optional parts)

Optical fiber applicators are ideal for treatments on areas of the body that are difficult to reach with point laser probes. Standard straight and angled rods, as well as a narrowed angled rod for laser acupuncture with fiber holders, are available.

* optical fiber applicators are not included in the set and are sold separately.



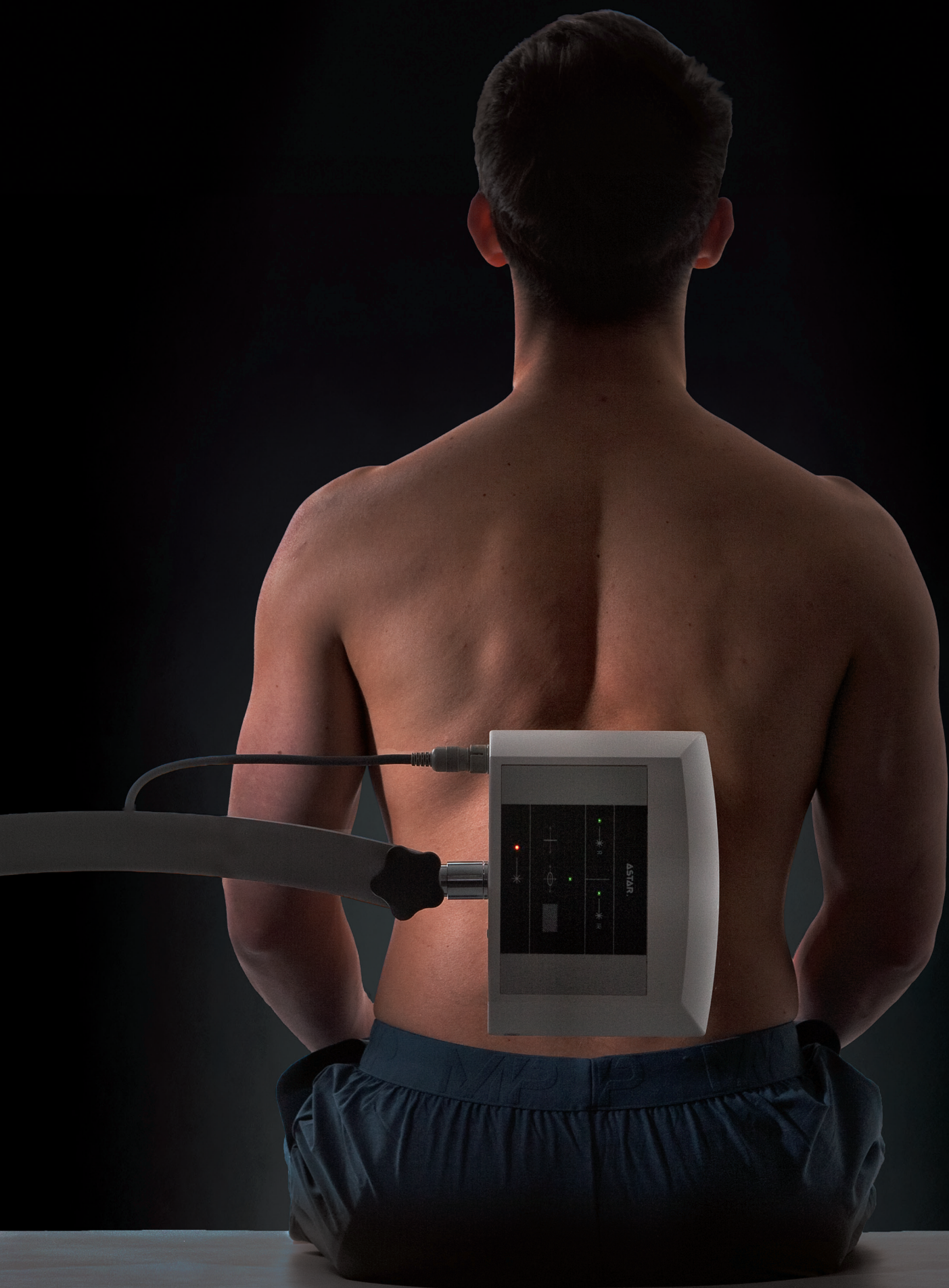
Magnetic field applicator – type CPE1 and CPE2

(purpose: magnetotherapy | optional part)

CPE magnetic field applicators can operate in single or dual configuration.

* magnetic field applicators are not included in the set and are sold separately.

A detailed list of standard and optional parts can be found in the table on pages 94-95.



Scanning laser applicator – type SKW2-450 with a stand

*optional part



PhysioGo



The scanning laser applicator enables performing laser therapy treatments on large areas. The easily adjustable arm height allows precise positioning to meet treatment needs. The applicator also has the ability to automatically calculate time based on treatment parameters – dose, power, duty factor, or treatment area.

Cluster laser applicator – type CL1800WH

*optional part



PhysioGo



Cluster applicator with five red light sources with a power of 40 mW and four infrared radiation sources with a power of 400 mW.

PhysioGo parameters

LEGEND	
v	standard
-	unavailable
option	extra fee
	not applicable

PhysioGo model	100A 101A*	200A 201A*	300A 301A*	400C 401C*	500I 501I*	600C 601C*	700C 701C*	700I 701I*
FIELD								
electrotherapy	v		v		v		v	v
ultrasound therapy		v	v			v	v	v
combined therapy			v				v	v
biostimulation laser therapy				v	v	v	v	v
magnetotherapy					v			v
GENERAL CHARACTERISTICS								
color display with touch panel	7"	7"	7"	7"	7"	7"	7"	7"
independent treatment channels	2	1	3	3	2	2	3	3
dwa operation modes (manual, program)	v	v	v	v	v	v	v	v
treatment encyclopaedia	v	v	v	v	v	v	v	v
statistics of performed treatments	v	v	v	v	v	v	v	v
TREATMENT PROGRAMS								
preset treatment programs in total	69	58	204	175	285	233	379	420
preset treatment programs for electrotherapy	69		69		69		69	69
preset treatment programs for ultrasound therapy		58	58			58	58	58
preset treatment programs for combines therapy			77				77	77
preset treatment programs for laser point probe 808 nm				39	39	39	39	39
preset treatment programs for laser point probe 660 nm				18	18	18	18	18
preset Nogier acupuncture programs				8	8	8	8	8
preset Voll acupuncture programs				30	30	30	30	30
preset treatment programs for cluster laser applicator				54	54	54	54	54
preset treatment programs for scanning applicator				26	26	26	26	26
preset treatment programs for magnetotherapy					41			41
user-defined programs	50	50	150	200	300	250	300	300
TREATMENT SEQUENCES								
preset treatment sequences for electrotherapy	38		38		38		38	38
user-defined sequences	10		10		10		10	10
GENERAL PARAMETERS								
dimensions (cm)	34x28x11	34x28x11	34x28x11	34x28x11	34x28x11	34x28x11	34x28x11	34x28x11
device weight	6 kg	6 kg	6 kg	6 kg	6 kg	6 kg	6 kg	6 kg
mains supply	230 V, 50/60 Hz	230 V, 50/60 Hz	230 V, 50/60 Hz	230 V, 50/60 Hz	230 V, 50/60 Hz	230 V, 50/60 Hz	230 V, 50/60 Hz	230 V, 50/60 Hz
maximum power consumption	90 VA	90 VA	90 VA	90 VA	90 VA	90 VA	90 VA	90 VA

Models marked with * are equipped with a battery.

PhysioGo model	100A 101A*	200A 201A*	300A 301A*	400C 401C*	500I 501I*	600C 601C*	700C 701C*	700I 701I*
ELECTRODIAGNOSTICS								
electrodiagnostics with graphical presentation of the I/t curve	v		v		v		v	v
automatically calculated rheobase, chronaxie, accommodation factor and quotient	v		v		v		v	v
ELECTROTHERAPY								
operation in CC (constant current) or CV (constant voltage) mode	v		v		v		v	v
complete galvanic insulation between the channels in each mode	v		v		v		v	v
intensity in patient circuit can be adjusted for both channels simultaneously or separately	v		v		v		v	v
electrode test	v		v		v		v	v
ELECTROTHERAPY PARAMETERS								
treatment timer	30 s - 60 min		30 s - 60 min		30 s - 60 min		30 s - 60 min	30 s - 60 min
max. voltage in patient's circuit (CV mode)								
interferential (dynamic, isoplanar)	100 V		100 V		100 V		100 V	100 V
single-channel AMF	100 V		100 V		100 V		100 V	100 V
Kotz / Russian stimulation	100 V		100 V		100 V		100 V	100 V
TENS (symmetric, asymmetric, alternating, burst)	140 V		140 V		140 V		140 V	140 V
TENS for spastic paralysis	140 V		140 V		140 V		140 V	140 V
tonolysis	100 V		100 V		100 V		100 V	100 V
galvanic	-		-		-		-	-
pulsed (rectangular, triangular)	100 V		100 V		100 V		100 V	100 V
pulsed (Träbert's, Leduc's, neofaradic)	100 V		100 V		100 V		100 V	100 V
diadynamic currents (MF, DF, CP, CP-ISO, LP)	-		-		-		-	-
unipolar sine surge	100 V		100 V		100 V		100 V	100 V
microcurrents	-		-		-		-	-
max. current in patient's circuit (CC mode)								
interferential (dynamic, isoplanar)	100 mA		100 mA		100 mA		100 mA	100 mA
single-channel AMF	100 mA		100 mA		100 mA		100 mA	100 mA
Kotz / Russian stimulation	100 mA		100 mA		100 mA		100 mA	100 mA
TENS (symmetric, asymmetric, alternating, burst)	140 mA		140 mA		140 mA		140 mA	140 mA
TENS for spastic paralysis	140 mA		140 mA		140 mA		140 mA	140 mA
tonolysis for triggering and stimulating bipolar pulses	100 mA		100 mA		100 mA		100 mA	100 mA
tonolysis for unipolar stimulating pulses	60 mA		60 mA		60 mA		60 mA	60 mA
galvanic	40 mA		40 mA		40 mA		40 mA	40 mA
pulsed (rectangular, triangular)	60 mA		60 mA		60 mA		60 mA	60 mA
pulsed (Träbert's, Leduc's, neofaradic)	60 mA		60 mA		60 mA		60 mA	60 mA
diadynamic currents (MF, DF, CP, CP-ISO, LP)	60 mA		60 mA		60 mA		60 mA	60 mA
unipolar sine surge	100 mA		100 mA		100 mA		100 mA	100 mA
microcurrents	0 - 1000 µA		0 - 1000 µA		0 - 1000 µA		0 - 1000 µA	0 - 1000 µA

PhysioGo parameters

LEGEND	
v	standard
-	unavailable
option	extra fee
	not applicable

PhysioGo model	100A 101A*	200A 201A*	300A 301A*	400C 401C*	500I 501I*	600C 601C*	700C 701C*	700I 701I*
Ultrasound therapy								
water-resistant ultrasound heads (IPX7)		v	v			v	v	v
continuous/ pulse emission		v	v			v	v	v
ultrasound head contact control (effective treatment time measured)		v	v			v	v	v
ultrasound head sensitivity calibration		v	v			v	v	v

ULTRASOUND THERAPY PARAMETERS

treatment timer		30 s - 30 min	30 s - 30 min			30 s - 30 min	30 s - 30 min	30 s - 30 min
operation frequency		1 MHz 3.5 MHz	1 MHz 3.5 MHz			1 MHz 3.5 MHz	1 MHz 3.5 MHz	1 MHz 3.5 MHz
effective radiating area		1 cm ² 4 cm ²	1 cm ² 4 cm ²			1 cm ² 4 cm ²	1 cm ² 4 cm ²	1 cm ² 4 cm ²
max. ultrasound intensity: continuous/pulsed mode		2/3 W/cm ²	2/3 W/cm ²			2/3 W/cm ²	2/3 W/cm ²	2/3 W/cm ²
frequency in pulse mode		16 Hz 48 Hz 100 Hz	16 Hz 48 Hz 100 Hz			16 Hz 48 Hz 100 Hz	16 Hz 48 Hz 100 Hz	16 Hz 48 Hz 100 Hz
duty factor in pulse mode		5 - 75%, step 5%	5 - 75%, step 5%			5 - 75%, step 5%	5 - 75%, step 5%	5 - 75%, step 5%

COMBINED THERAPY

treatment timer			30 s - 30 min				30 s - 30 min	30 s - 30 min
-----------------	--	--	------------------	--	--	--	------------------	------------------

CURRENTS IN COMBINED THERAPY

single-channel interferential AMF			v				v	v
symmetric TENS			v				v	v
asymmetric TENS			v				v	v
alternating TENS			v				v	v
burst TENS			v				v	v
Kotz / Russian stimulation			v				v	v

MAGNETOTHERAPY

continuous/ pulse emission					v			v
field shape: sinusoidal, triangular, rectangular, semi-sinusoidal, semi-triangular, semi-rectangular					v			v
convenient applicator fastening with velcro straps					v			v

MAGNETOTHERAPY PARAMETERS

treatment timer					30 s - 30 min			30 s - 30 min
max. magnetic field induction					10 mT			10 mT
operation frequency					2-120 Hz			2-120 Hz
intermittent mode parameters (pulse/pause)					1 s/0.5-8 s			1 s/0.5-8 s

Models marked with * are equipped with a battery.

PhysioGo model	100A 101A*	200A 201A*	300A 301A*	400C 401C*	500I 501I*	600C 601C*	700C 701C*	700I 701I*
BIOSTIMULATION LASER THERAPY								
continuous/ pulse emission				v	v	v	v	v
laser power regulation				v	v	v	v	v
duty factor regulation				v	v	v	v	v
automatic laser radiation power test				v	v	v	v	v
automatic treatment time calculation on the basis of treatment parameters -dosage, power, duty factor, treatment area and the distance between the scanning applicator and the patient's body				v	v	v	v	v
three treatment area irradiation patterns in scanning applicator				v	v	v	v	v
three treatment area irradiation patterns in scanning applicator				v	v	v	v	v
pilot beam indicating the application site				v	v	v	v	v
LASER THERAPY PARAMETERS								
laser device class				3B	3B	3B	3B	3B
treatment timer				1 s - 100 min	1 s - 100 min	1 s - 100 min	1 s - 100 min	1 s - 100 min
point laser probes								
red light laser point probes wavelength				660 nm	660 nm	660 nm	660 nm	660 nm
max. power of the red light point probes				80 mW	80 mW	80 mW	80 mW	80 mW
infrared laser point probes wavelength				808 nm	808 nm	808 nm	808 nm	808 nm
max. power of the infrared point probes				400 mW	400 mW	400 mW	400 mW	400 mW
radiation power				25%, 50%, 75%, 100% of rated power	25%, 50%, 75%, 100% of rated power	25%, 50%, 75%, 100% of rated power	25%, 50%, 75%, 100% of rated power	25%, 50%, 75%, 100% of rated power
frequency in pulse mode				1-5000 Hz	1-5000 Hz	1-5000 Hz	1-5000 Hz	1-5000 Hz
duty factor in pulse mode				10 – 90% and 50 µs pulse	10 – 90% and 50 µs pulse	10 – 90% and 50 µs pulse	10 – 90% and 50 µs pulse	10 – 90% and 50 µs pulse
scanning laser applicator								
wavelength				808 nm 660 nm	808 nm 660 nm	808 nm 660 nm	808 nm 660 nm	808 nm 660 nm
maximum power				450 mW 100 mW	450 mW 100 mW	450 mW 100 mW	450 mW 100 mW	450 mW 100 mW
radiation power				50%,100% of rated power	50%,100% of rated power	50%,100% of rated power	50%,100% of rated power	50%,100% of rated power
frequency in pulse mode				1-5000 Hz	1-5000 Hz	1-5000 Hz	1-5000 Hz	1-5000 Hz
duty factor in pulse mode				75%	75%	75%	75%	75%
cluster laser applicator								
wavelength				4 x 808 nm 5 x 660 nm	4 x 808 nm 5 x 660 nm	4 x 808 nm 5 x 660 nm	4 x 808 nm 5 x 660 nm	4 x 808 nm 5 x 660 nm
maximum power				4 x 400 mW 5 x 40 mW	4 x 400 mW 5 x 40 mW	4 x 400 mW 5 x 40 mW	4 x 400 mW 5 x 40 mW	4 x 400 mW 5 x 40 mW
radiation power				50%,100% of rated power	50%,100% of rated power	50%,100% of rated power	50%,100% of rated power	50%,100% of rated power
frequency in pulse mode				1-5000 Hz	1-5000 Hz	1-5000 Hz	1-5000 Hz	1-5000 Hz
duty factor in pulse mode				10 – 90% and 50 µs pulse	10 – 90% and 50 µs pulse	10 – 90% and 50 µs pulse	10 – 90% and 50 µs pulse	10 – 90% and 50 µs pulse

Standard and optional parts

PhysioGo

LEGEND	
v	standard
-	unavailable
option	extra fee
	not applicable

PhysioGo model	100A 101A*	200A 201A*	300A 301A*	400C 401C*	500I 501I*	600C 601C*	700C 701C*	700I 701I*
mains cable	v	v	v	v	v	v	v	v
spare fuses	v	v	v	v	v	v	v	v
touchscreen pen	v	v	v	v	v	v	v	v
touchscreen cloth	v	v	v	v	v	v	v	v
instructions for use and technical description	v	v	v	v	v	v	v	v
electrical safety test report	v	v	v	v	v	v	v	v
masking covers without cutout	v	v	v	v	v	v	v	v
masking covers with cutout	-	v	v	v	v	v	v	v
trolleys	option	option	option	option	option	option	option	option
bag for the unit and additional parts	option	option	option	option	option	option	option	option
screwdriver	-	option	option	option	option	option	option	option

electrotherapy accessories

patient's cables	v		v		v		v	v
electrode 6 x 6 cm	v		v		v		v	v
electrode 7,5 x 9 cm	v		v		v		v	v
viscose pads 8 x 8 cm for 6 x 6 cm electrode	v		v		v		v	v
viscose pads 10 x 10 cm for 7,5 x 9cm electrode	v		v		v		v	v
velcro belts 100 x 10 cm or 100 x 9 cm	v		v		v		v	v
velcro belts 40 x 10 cm or 40 x 9 cm	v		v		v		v	v
velcro belts 80 x 10 cm or 80 x 9 cm	option		option		option		option	option
velcro belts 60 x 10 cm or 60 x 9 cm	option		option		option		option	option
point electrodes 6, 10, 15, 20 mm	option		option		option		option	option
self-adhesive electrodes	option		option		option		option	option
crocodile clips	option		option		option		option	option
patient's stop switch	option		option		option		option	option

PhysioGo model	100A 101A*	200A 201A*	300A 301A*	400C 401C*	500I 501I*	600C 601C*	700C 701C*	700I 701I*
laser therapy accessories								
D00R remote interlock connector				v	v	v	v	v
laser warning label				v	v	v	v	v
laser information label				v	v	v	v	v
protective goggles				option	option	option	option	option
scanning laser applicator – type SKW2-450 with a stand				option	option	option	option	option
cluster laser applicator – type CL1800WH				option	option	option	option	option
point laser probe – type 80RDV3				option	option	option	option	option
point laser probe – type 400IRV3				option	option	option	option	option
cluster applicator holder				option	option	option	option	option
laser probe holder				option	option	option	option	option
optical fiber applicators				option	option	option	option	option
cluster laser applicator stand				option	option	option	option	option
sonotherapy accessories								
ultrasound gel 500g		v	v			v	v	v
ultrasound therapy head – type GSW-4/1		option	option			option	option	option
ultrasound therapy head – type GSW-1/1		option	option			option	option	option
ultrasound head holder		option	option			option	option	option
combined therapy accessories								
przewód do terapii skojarzonej		option						
magnetotherapy accessories								
magnetic field applicator – type CPE1 and CPE2					option			option
permanent magnet					option			option

Models marked with * are equipped with a battery.

PhysioMG

Classic magnetotherapy in a modern solution



PhysioMG 815

Magnetotherapy



PhysioMG 825

Magnetotherapy
possibility of dual mode treatments



PhysioMG 827

Magnetotherapy
possibility of dual mode treatments



PhysioMG 815



PhysioMG



The PhysioMG 815 unit is a therapeutic device intended for carrying out treatments using low-frequency magnetic fields. The unit is equipped with one treatment channel and a 5" LCD touchscreen. The various magnetic field shapes allow therapy to be adapted to different conditions.



Solenoid applicator CS35

(purpose: magnetotherapy | optional part)

The CS35 applicator can be placed on a trolley equipped with wheels and brakes.

* solenoid applicator and trolley are not included in the set and are sold separately.



Solenoid applicator CS60

(purpose: magnetotherapy | optional part)

The 60 cm diameter solenoid applicator is mounted on the couch using a trolley system.

* solenoid applicator and couch are not included in the set and are sold separately.



CP plate applicator on a stand

(purpose: magnetotherapy | optional part)

Applicator consisting of two connected parts, equipped with LEDs to illuminate the treatment area.

PhysioMG 825



PhysioMG



The PhysioMG 825 magnetotherapy unit features two treatment channels, compatible with both solenoid and plate applicators. The device is equipped with technology allowing simultaneous use of two applicators (Dual Mode).



Solenoid applicator CS35

(purpose: magnetotherapy | optional part)

The CS35 applicator can be placed on a trolley equipped with wheels and brakes.

* solenoid applicator and trolley are not included in the set and are sold separately.



Aplikatory szpulowe CS60

(purpose: magnetotherapy | optional part)

The 60 cm diameter solenoid applicator is mounted on the couch using a trolley system.

* solenoid applicator and couch are not included in the set and are sold separately.



CP plate applicator on a stand

(purpose: magnetotherapy | optional part)

Applicator consisting of two connected parts, equipped with LEDs to illuminate the treatment area.



CPEP applicator

(purpose: magnetotherapy | optional part)

Proven design with two cooperating coils housed in dedicated covers. The CPEP applicator is designed for localized low-frequency magnetic field therapy and can be secured to the chosen area using velcro belts.

PhysioMG 827



PhysioMG



Low frequency magnetic field therapy unit PhysioMG 827 is equipped with two treatment channels and a 7" LCD touchscreen. The technology used in the device allows compatibility with the widest range of magnetic field applicators among all PhysioMG models, as well as simultaneous use of both solenoid and plate applicators (Dual Mode).



Solenoid applicator CS35

(purpose: magnetotherapy | optional part)

The CS35 applicator can be placed on a trolley equipped with wheels and brakes.

* solenoid applicator and trolley are not included in the set and are sold separately.




Aplikatory szpulowe CS60

(purpose: magnetotherapy | optional part)

The 60 cm diameter solenoid applicator is mounted on the couch using a trolley system.

* solenoid applicator and couch are not included in the set and are sold separately.



Solenoid applicator CS75

(purpose: magnetotherapy | optional part)

The 75 cm diameter solenoid applicator is mounted on the couch using a trolley system.

* solenoid applicator and couch are not included in the set and are sold separately.



CP plate applicator on a stand

(purpose: magnetotherapy | optional part)

Applicator consisting of two connected parts, equipped with LEDs to illuminate the treatment area.



CPEP applicator

(purpose: magnetotherapy | optional part)

Proven design with two cooperating coils housed in dedicated covers. The CPEP applicator is designed for localized low-frequency magnetic field therapy and can be secured to the chosen area using velcro belts.

Sensory indicator of magnetic field activity

The magnetic stripes system visualizes the effect of the magnetic field through perceptible vibrations. Possibility of attachment to the couch or to the patient's body using Velcro belts.



Dual mode

The dual mode is a special therapy method that enables simultaneous systemic treatment using a CS60 or CS75 solenoid applicator and local treatment using a CPEP flat applicator.



PhysioMG parameters

LEGEND	
v	standard
-	unavailable
option	extra fee
	not applicable

PhysioMG model	815	825	827
GENERAL CHARACTERISTICS			
color display with touch panel	5"	5"	7"
independent treatment channels	1	2	2
operation modes	manual, program	manual, program	manual, program
treatment encyclopaedia	v	v	v
statistics of performed treatments	v	v	v
TREATMENT PROGRAMS			
preset treatment programs in total	124	213	307
user-defined programs	50	50	50
preset treatment programs for CS75 applicator	-	-	50
preset treatment programs for CS60 applicator	50	50	50
preset treatment programs for CS35 applicator	28	28	28
preset treatment programs for CP applicator	46	46	46
preset treatment programs for CPEP applicator	-	45	45
preset treatment programs for Dual Mode	-	44	88
TREATMENT SEQUENCES			
user-defined sequences	10	10	10
GENERAL PARAMETERS			
dimensions	34 x 28 x 11 cm	34 x 28 x 11 cm	34 x 28 x 11 cm
device weight	7 kg	7 kg	7 kg
mains supply	230 V, 50/60 Hz	230 V, 50/60 Hz	230 V, 50/60 Hz
maximum power consumption	350 VA	350 VA	350 VA
treatment timer	30 s - 60 min	30 s - 60 min	30 s - 60 min

PhysioMG model	815	825	827
MAGNETOTHERAPY			
continuous/ pulse emission	v	v	v
magnetic field shape: double-half rectangular, double-half triangular, double-half sinusoidal, double-half pulse, single-half rectangular, single-half triangular, single-half sinusoidal, single-half pulse	v	v	v
visual indicator of magnetic field activity in the form of an illuminator	v	v	v
sensory indicator of magnetic field activity in the form of magnetic belt	v	v	v
magnetic field frequency range settings with an accuracy of 0.01 Hz via touchscreen keyboard	v	v	v
treatment time settings with an accuracy of 1 s via touchscreen keyboard	v	v	v
Dual Mode treatments	-	v	v
MAGNETOTHERAPY PARAMETERS			
operating frequency of solenoid applicators	2 - 120 Hz	2 - 120 Hz	2 - 120 Hz
operating frequency of plate applicators	2 - 140 Hz	2 - 140 Hz	2 - 140 Hz
intermittent mode parameters (pulse/pause)	1 s/0.5 - 8 s	1 s/0.5 - 8 s	1 s/0.5 - 8 s
frequency spectrum	0-50 Hz	0-50 Hz	0-50 Hz
maximum reference induction			
solenoid applicator CS75	-	-	3 mT
solenoid applicator CS60	4 mT	4 mT	4 mT
solenoid applicator CS35	10 mT	10 mT	10 mT
plate applicator CP	3 mT	3 mT	3 mT
plate applicator CPEP	-	25 mT	25 mT
maximum induction			
solenoid applicator CS75	-	-	4.5 mT
solenoid applicator CS60	6 mT	6 mT	6 mT
solenoid applicator CS35	12 mT	12 mT	12 mT
plate applicator CP	12.5 mT	12.5 mT	12.5 mT
plate applicator CPEP	-	50 mT	50 mT
maximum peak-to-peak induction			
solenoid applicator CS75	-	-	9 mT
solenoid applicator CS60	12 mT	12 mT	12 mT
solenoid applicator CS35	24 mT	24 mT	24 mT
plate applicator CP	25 mT	25 mT	25 mT
plate applicator CPEP	-	100 mT	100 mT

Standard and optional parts PhysioMG

LEGEND	
v	standard
-	unavailable
option	extra fee
	not applicable

PhysioMG model	815	825	827
mains cable	v	v	v
magnetic belt	v	v	v
fastening belt 60 x 5 cm	v	v	v
fastening belt 120 x 5 cm	v	v	v
self-adhesive Velcro loop 100 x 2 cm	v	v	v
permanent magnet	v	v	v
safety goggles for the patient	v	v	v
spare fuses	v	v	v
touchscreen cloth	v	v	v
touchscreen pen	v	v	v
instructions for use	v	v	v
electrical safety test report	v	v	v
solenoid applicator CS75	-	-	option
plate applicator CPEP	-	option	option
covers and belts for CPEP applicator	-	option	option
solenoid applicator CS35	option	option	option
solenoid applicator CS60	option	option	option
plate applicator CP with a stand	option	option	option
LE_CS type couch	option	option	option
ST_CS type trolley	option	option	option



Lumina

Simplicity and functionality in one device



Lumina

Infrared radiation therapy



Lumina



Lumina



Lumina



The Lumina lamp is a device that allows therapeutic treatments using infrared radiation in the IR-A and IR-B ranges. This treatment is used to improve blood circulation, metabolism, and support the exchange of nutrients.

Lumina parameters

Model	LUMINA
GENERAL PARAMETERS	
device height	adjustable: 1.2 - 1.9 m
dimension of the lamp base (WxD)	50 x 60 cm
dimensions of the table stand – without lamp (WxDxH)	30.0 x 31.5 x 6.0 cm
dimensions of the table stand – with lamp (WxDxH)	30 x 39 x 41 cm
weight of stand with lamp	13.7 kg
weight of table stand with lamp	5.5 kg
mains supply	230V, 50/60 Hz
power consumption	max. 450 W
Infrared radiation therapy	
brightness adjustment	v
display indication of radiation intensity or treatment time	v
easy filter application	v
filter safety mesh	v
mobile stand - cztery skrećne kółka	v
table stand	v
adjustable stand height	v
lamp tube tilt angle adjustment	v
forced cooling	v
INFRARED RADIATION THERAPY PARAMETERS	
bulb light intensity	10 - 99%
maximum power of the bulb	375 W
treatment timer	1 - 30 min

Lumina standard and optional parts

Model	LUMINA
red filter	v
blue filter	v
bulb: Signify/Philips infrared emitter R-125 IR375 CH 230 V 375W	v
safety goggles for the patient	v
safety goggles for the therapist	v
Allen key	v
mains cable	v
spare fuses	v
instructions for use	v
electrical safety test report	v
Signify/Philips infrared emitter IR-250CH 230V 250W	option
Helios infrared emitter R-125 E27, 230V 375W	option
front safety mesh without glass filter	option

Avaco

Greater effectiveness of vacuum therapy



Avaco

Vacuum therapy



Avaco

suction hoses
(standard)



self-sealing suction cups
(standard)

Avaco



Avaco is a device intended for carrying out treatment procedures using vacuum therapy. Using Avaco in combination with an electrotherapy device eliminates the need for Velcro straps to secure the electrodes. Thanks to the self-sealing suction cups, the electrodes can be placed precisely in areas that are difficult to reach with standard electrodes.



Suction cups with diameters of 60 cm | 90 cm

(purpose: vacuum therapy | 60 cm diameter suction cups as standard)

Self-sealing suction cups for vacuum therapy, with diameters of 60 or 90 mm.

* 90 cm diameter suction cups as an option



Cellulose and viscose pads

(purpose: vacuum therapy | 60 mm diameter cellulose | viscose pads as standard)

Cellulose and viscose pads are available in 60 mm and 90 mm diameters.

* 90 mm diameter cellulose | viscose pads as an option



Suction hoses

(purpose: vacuum therapy | standard part)

Vacuum hoses for connecting the suction cups to the Avaco device. Available in blue, red, black, and white.

A detailed list of standard and optional parts can be found in the table on page 118.

Avaco parameters

Model	AVACO
GENERAL PARAMETERS	
dimensions	30 x 26 x12 cm
device weight	3.5 kg
mains supply	230 V, 50/60 Hz
power consumption	max. 40 VA
Vacuum therapy	
operation modes	with constant vacuum, pulsed with constant pulsation pulsed with variable pulsation, synchronized with current pulsed, with increased bottom vacuum
container filling indicator	v
adjustable vacuum	v
two independently operating circuits	v
self-sealing suction cups	v
control of operating parameters during treatment	v
dedicated mode for emptying the container	v
independent sockets for connecting electrodes for electrotherapy	v
compatible with any electrostimulator manufactured by Astar	v
VACUUM THERAPY PARAMETERS	
pulse rate in pulse mode	6, 12, 20, 40, 60 cycles/min
vacuum	max. 500 mbar/hPa
adjustment range	100 -500 mbar, step 40 mbar
number of suction cups	4

Avaco standard and optional parts

Model	AVACO
mains cable	v
electrotherapy connection cables	v
patient's cable for electrotherapy	v
suction hoses	v
suction hose holder	v
suction cups Ø 60 mm	v
viscose or cellulose pads Ø 60 mm	v
spare fuses	v
instructions for use	v
electrical safety test report	v
suction cups Ø 90 mm	option
viscose pads Ø 90 mm	option
cellulose pads Ø 90 mm	option
trolleys	option

Avaco + ASTAR devices

It is possible to connect the Avaco unit to the electrotherapy or combined therapy unit.
In this connection, the suction cups become the applied part of the electrotherapy device.

Compatible devices:

- PhysioGo.Lite ELECTRO | COMBO
- PhysioGo 100A | 101A | 300A | 301A | 500I | 501I | 700C | 701C | 700I | 701I



Trolleys | Bags



Trolleys

Versa
Versa X



Dedicated bags

OPTI bag
Bag for the Impactis M+ device
PREMIUM bag
PRO L bag

Versa | Versa X



Versa



Versa X

A line of trolleys specially designed for users of ASTAR devices. Thanks to adjustable shelf heights, each trolley can hold up to three devices.

Versa | Versa X parameters

Model	VERSA	VERSA X
upper shelf carrying capacity	max. 10 kg	max. 10 kg
total bottom shelf carrying capacity (along with drawer and its content)	max. 7 kg	max. 7 kg
bottom shelf regulation range	about 60 cm	about 50 cm
upper shelf external dimension (WxD)	58 x 34 cm	58 x 39 cm
upper shelf internal dimension (WxD)	39.5 x 30 cm	39.5 x 35 cm
bottom shelf external dimension (WxD)	40 x 26 cm	40 x 26 cm
drawer external dimension (WxDxH)	39 x 33 x 9 cm	39 x 33 x 9 cm
drawer internal dimension (WxDxH)	28.5 x 18.5 x 8 cm	28.5 x 18.5 x 8 cm
trolley dimensions (WxDxH)	58 x 49 x 87.5 cm	58 x 49 x 89 cm
weight	13,9 kg	23 kg

Versa | Versa X standard and optional parts

Model	VERSA	VERSA X
upper shelf	v	v
bottom shelf	v	v
upper shelf for the Impactis M+ device	-	v
upper shelf for the Tecaris device	-	v
paper towel holder	option	v
gel holder	option	v
drawer	option	v
additional lower shelf	option	-

OPTI bag



Bag for ASTAR physiotherapy devices. The bag has two compartments and special pockets for storing additional accessories. Especially designed for PhysioGo.Lite series devices.

Bag for the Impactis M+ device



Dedicated bag for the Impactis M+ device and equipment.

Premium bag



Multi-section bag for the device and equipment. Especially designed for Tecaris family devices.



PRO L bag



Bag for the device and equipment. Especially designed for PhysioGo series devices, and Polaris HP, featuring a full set of accessories.

This catalogue is for informational purposes only and does not constitute a commercial offer within the meaning of the Civil Code. The technical data, images, and descriptions contained herein are subject to change. For the most up-to-date information, please contact our sales department.

